





Cupcake Toppers

Cupcake toppers are easy to make, and add a splash of colour that can bring all of your Daffodil Day treats together! Simply cut out each topper, fold and stick them around the top of a cocktail stick or wooden toothpick and Voila! Instant classy, stylish cupcakes! It's also a great way to keep children entertained and involved!



**Irish
Cancer
Society**

DAFFODIL DAY



Instructions

1: Cut out cupcake toppers



2: Glue toppers



3: Fold topper around the cocktail stick



I support ...
**NIGHT
NURSES**

I support ...
**NIGHT
NURSES**

I support ...
**VOLUNTEER
DRIVERS**

I support ...
**VOLUNTEER
DRIVERS**

I support ...
**DAFFODIL
CENTRES**

I support ...
**DAFFODIL
CENTRES**

I support ...
**CANCER
RESEARCH**

I support ...
**CANCER
RESEARCH**

